



## South Carolina and Europe



Jobs



**124,300**  
Since 2012: +39,500  
(+46.6%)



European companies  
account for  
**67%**  
of foreign affiliate jobs

### Employment within South Carolina, 2022

Country	Employment
Germany	44,300
France	24,200
Canada	21,300
Japan	19,200
United Kingdom	16,000

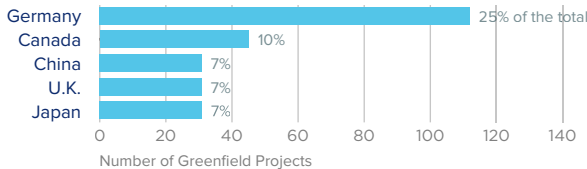
On a country basis, German companies operating in South Carolina represented 24% of total foreign affiliate employment in South Carolina, with German multinationals supporting approximately 22,100 more jobs in 2022 than in 2012.

Jobs directly supported by European investment. Total European-related jobs are likely to be higher, because these figures do not include jobs created by trade flows, indirect employment effects through distributors or suppliers, or via non-equity arrangements such as strategic alliances, joint ventures, or other deals.



Investment

### Sources of Greenfield Foreign Direct Investment (FDI)



**447**  
Greenfield Projects  
(July 2014 - June 2024)

Number of projects does not directly translate to value of projects or jobs added. Greenfield FDI is investment in new assets. Greenfield projects listed on the right hand side are Greenfield projects in the state from all countries.



Trade

### South Carolina Goods Exports to Europe, 2023

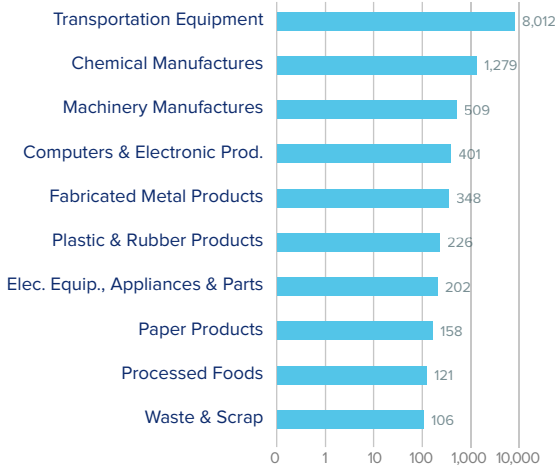
**\$11.8 bn**

South Carolina remains intertwined with Europe's auto manufacturing sector, with transportation equipment accounting for 68% of total exports to Europe in 2023.

#### Top European Export Markets, 2023

Country	Exports (\$ millions)
Germany	4,718
Belgium	1,993
United Kingdom	1,315
Türkiye	874
Netherlands	553

#### Top Ten Exports to Europe, 2023 (\$ millions)



### South Carolina Goods Imports from Europe, 2023

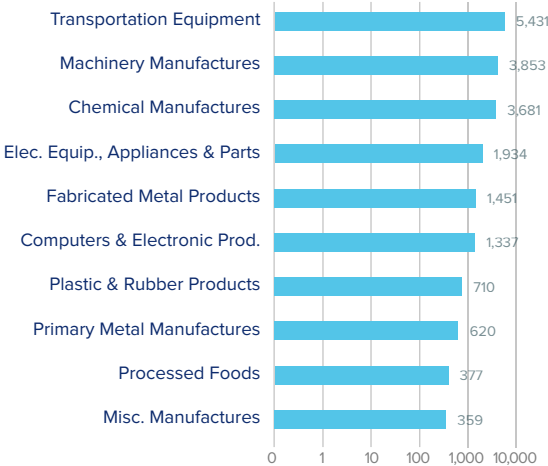
**\$21.9 bn**

Transportation equipment was also the top merchandise import from Europe, followed by machinery.

#### Top European Import Markets, 2023

Country	Imports (\$ millions)
Germany	8,157
United Kingdom	1,633
Austria	1,559
France	1,496
Italy	1,030

#### Top Ten Imports from Europe, 2023 (\$ millions)



Sources: Bureau of Economic Analysis; U.S. Census Bureau; U.S. Department of Commerce; SelectUSA.