



Pennsylvania and Europe



Jobs



2012 2022

253,100

Since 2012: +42,200
(+20.0%)



European companies
account for
74%
of foreign affiliate jobs

Employment within Pennsylvania, 2022

Country	Employment
Netherlands	53,500
United Kingdom	52,600
Germany	44,100
France	29,500
Canada	28,400

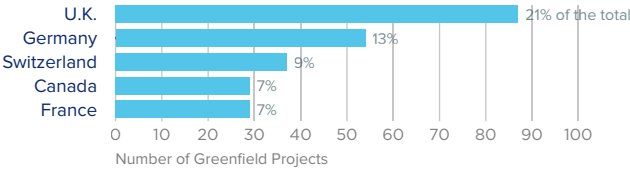
On a country basis, Dutch companies operating in Pennsylvania represented 16% of total foreign affiliate employment in Pennsylvania, with Dutch multinationals supporting approximately 16,600 more jobs in 2022 than in 2012.

Jobs directly supported by European investment. Total European-related jobs are likely to be higher, because these figures do not include jobs created by trade flows, indirect employment effects through distributors or suppliers, or via non-equity arrangements such as strategic alliances, joint ventures, or other deals.



Investment

Sources of Greenfield Foreign Direct Investment (FDI)



414

Greenfield Projects
(July 2014 - June 2024)

Number of projects does not directly translate to value of projects or jobs added. Greenfield FDI is investment in new assets. Greenfield projects listed on the right hand side are Greenfield projects in the state from all countries.



Trade

Pennsylvania Goods Exports to Europe, 2023

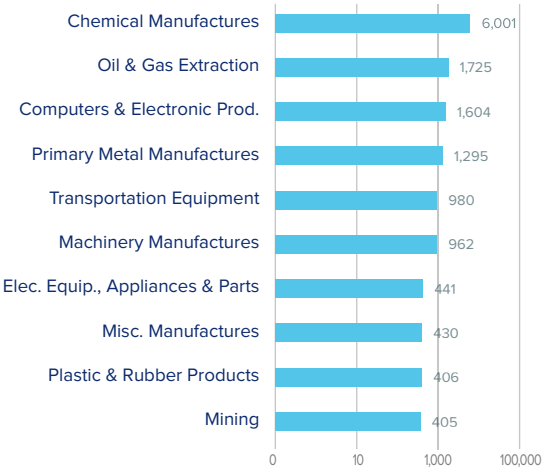
\$15.7 bn

Pennsylvania primarily exports chemicals to Europe. Oil & gas and computers & electronic products are also top exports.

Top European Export Markets, 2023

Country	Exports (\$ millions)
Netherlands	3,217
United Kingdom	2,074
Germany	2,033
France	1,322
Belgium	1,307

Top Ten Exports to Europe, 2023 (\$ millions)



Pennsylvania Goods Imports from Europe, 2023

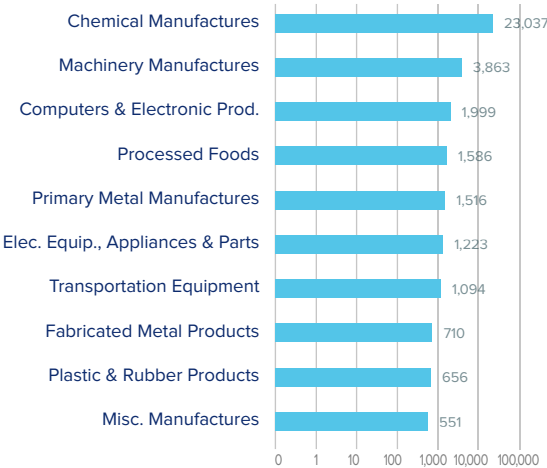
\$39.2 bn

The state's imports from Europe are heavily concentrated in chemicals; in 2023, the product made up nearly 60% of Pennsylvania's total merchandise imports from Europe.

Top European Import Markets, 2023

Country	Imports (\$ millions)
Germany	7,949
Switzerland	4,333
Italy	3,418
Slovenia	2,891
Austria	2,833

Top Ten Imports from Europe, 2023 (\$ millions)



Sources: Bureau of Economic Analysis; U.S. Census Bureau; U.S. Department of Commerce; SelectUSA.