



North Dakota and Europe



Jobs



4,800
Since 2012: -2,400
(-33.3%)



European companies
account for
31%
of foreign affiliate jobs

Employment within North Dakota, 2022

Country	Employment
Canada	3,600
United Kingdom	1,500
Japan	1,000
Netherlands	900
France	700

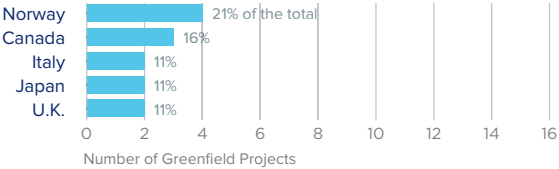
On a country basis, U.K. companies operating in North Dakota represented 10% of total foreign affiliate employment in North Dakota, with U.K. multinationals supporting approximately fewer jobs in 2022 than in 2012.

Jobs directly supported by European investment. Total European-related jobs are likely to be higher, because these figures do not include jobs created by trade flows, indirect employment effects through distributors or suppliers, or via non-equity arrangements such as strategic alliances, joint ventures, or other deals.



Investment

Sources of Greenfield Foreign Direct Investment (FDI)



19
Greenfield Projects
(July 2014 - June 2024)

Number of projects does not directly translate to value of projects or jobs added. Greenfield FDI is investment in new assets. Greenfield projects listed on the right hand side are Greenfield projects in the state from all countries.



Trade

North Dakota Goods Exports to Europe, 2023

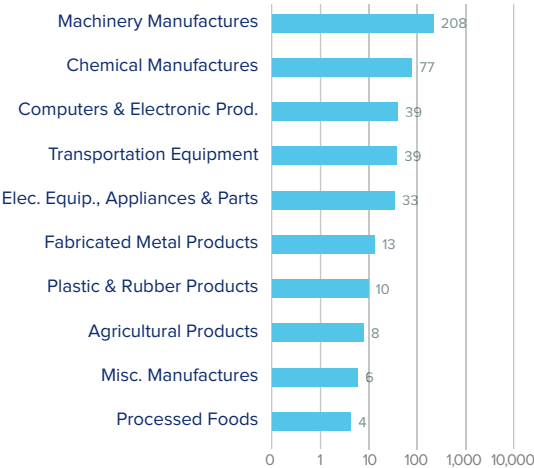
\$438.8 m

Machinery accounted for 47% of total merchandise exports to Europe.

Top European Export Markets, 2023

Country	Exports (\$ millions)
Czech Republic	94
Belgium	67
Germany	59
France	31
United Kingdom	28

Top Ten Exports to Europe, 2023 (\$ millions)



North Dakota Goods Imports from Europe, 2023

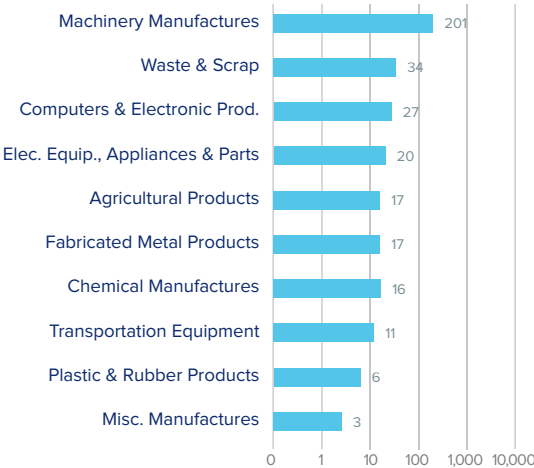
\$369.0 m

Machinery was also North Dakota's primary import from Europe at about 54% of total imports.

Top European Import Markets, 2023

Country	Imports (\$ millions)
Germany	117
France	72
Italy	39
United Kingdom	23
Bulgaria	18

Top Ten Imports from Europe, 2023 (\$ millions)



Sources: Bureau of Economic Analysis; U.S. Census Bureau; U.S. Department of Commerce; SelectUSA.