

North Carolina and Europe



Jobs



2012 2022

220,800

Since 2012: +63,300
(+40.2%)



European companies
account for
69%
of foreign affiliate jobs

Employment within North Carolina, 2022

Country	Employment
Netherlands	75,000
United Kingdom	55,200
Germany	34,200
Japan	28,700
Canada	24,700

On a country basis, Dutch companies operating in North Carolina represented 23% of total foreign affiliate employment in North Carolina, with Dutch multinationals supporting approximately 66,500 more jobs in 2022 than in 2012.

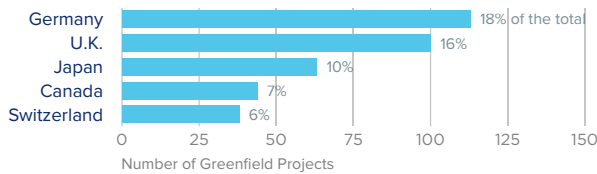
*Netherlands employment data suppressed to avoid disclosure of individual company data. Range of 50,000 to 99,999 employees given.

Jobs directly supported by European investment. Total European-related jobs are likely to be higher, because these figures do not include jobs created by trade flows, indirect employment effects through distributors or suppliers, or via non-equity arrangements such as strategic alliances, joint ventures, or other deals.



Investment

Sources of Greenfield Foreign Direct Investment (FDI)



626
Greenfield Projects
(July 2014 - June 2024)

Number of projects does not directly translate to value of projects or jobs added. Greenfield FDI is investment in new assets. Greenfield projects listed on the right hand side are Greenfield projects in the state from all countries.



Trade

North Carolina Goods Exports to Europe, 2023

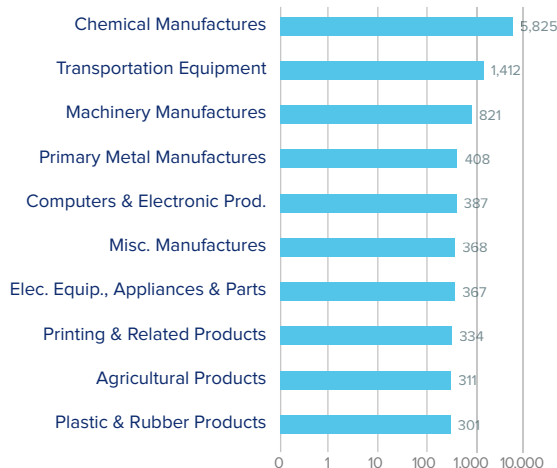
\$11.9 bn

Chemicals made up nearly one-half of all exports from North Carolina to Europe.

Top European Export Markets, 2023

Country	Exports (\$ millions)
France	2,084
Netherlands	1,188
Spain	1,163
United Kingdom	1,071
Germany	965

Top Ten Exports to Europe, 2023 (\$ millions)



North Carolina Goods Imports from Europe, 2023

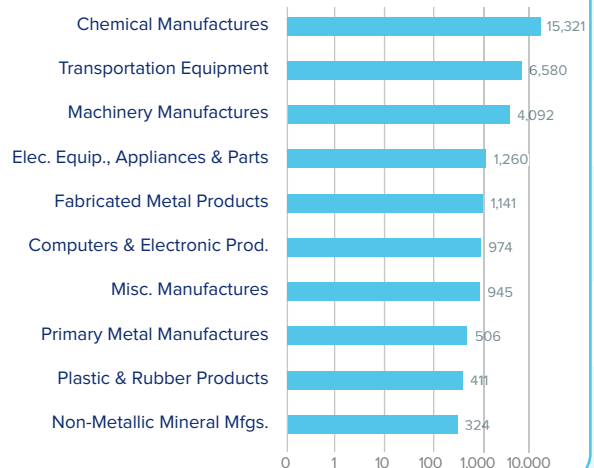
\$34.4 bn

Imports from Europe were similarly dominated by chemicals in 2023, followed by transportation equipment and machinery.

Top European Import Markets, 2023

Country	Imports (\$ millions)
Netherlands	7,921
Germany	5,233
Sweden	3,694
France	2,800
Ireland	2,776

Top Ten Imports from Europe, 2023 (\$ millions)



Sources: Bureau of Economic Analysis; U.S. Census Bureau; U.S. Department of Commerce; SelectUSA.