

New Hampshire and Europe



Jobs



2012 2022

37,300

Since 2012: +9,100
(+32.3%)



European companies
account for
71%
of foreign affiliate jobs

Employment within New Hampshire, 2022

Country	Employment
United Kingdom	11,300
Netherlands	7,500
Canada	5,900
Japan	5,100
Switzerland	4,800

On a country basis, U.K. companies operating in New Hampshire represented 22% of total foreign affiliate employment in New Hampshire, with U.K. multinationals supporting approximately 1,000 more jobs in 2022 than in 2012.

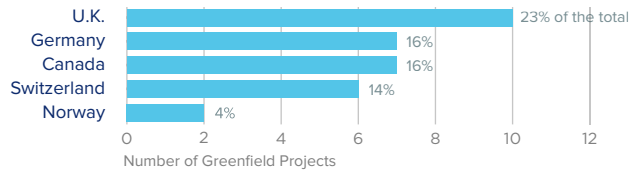
*Netherlands employment data suppressed to avoid disclosure of individual company data. Range of 5,000 to 9,999 employees given.

Jobs directly supported by European investment. Total European-related jobs are likely to be higher, because these figures do not include jobs created by trade flows, indirect employment effects through distributors or suppliers, or via non-equity arrangements such as strategic alliances, joint ventures, or other deals.



Investment

Sources of Greenfield Foreign Direct Investment (FDI)



44
Greenfield Projects
(July 2014 - June 2024)

Number of projects does not directly translate to value of projects or jobs added. Greenfield FDI is investment in new assets. Greenfield projects listed on the right hand side are Greenfield projects in the state from all countries.



Trade

New Hampshire Goods Exports to Europe, 2023

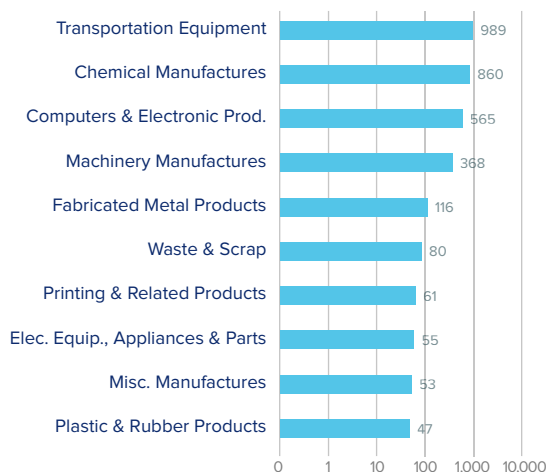
\$3.3 bn

Transportation equipment and chemicals were the top two exports to Europe from New Hampshire, making up 56% of total merchandise exports to the region.

Top European Export Markets, 2023

Country	Exports (\$ millions)
Germany	1,291
Netherlands	338
Poland	284
Italy	268
United Kingdom	190

Top Ten Exports to Europe, 2023 (\$ millions)



New Hampshire Goods Imports from Europe, 2023

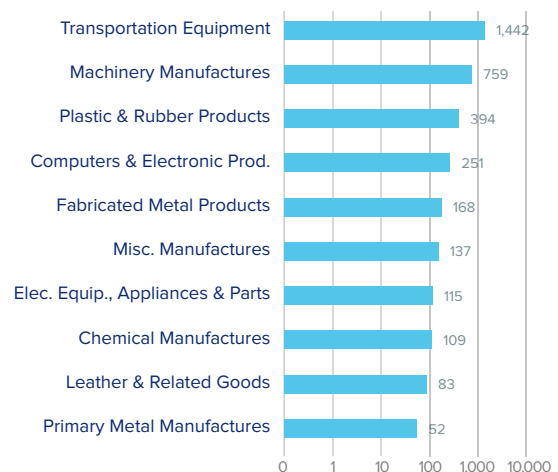
\$3.8 bn

Transportation equipment represented 38% of the state's \$3.8 billion in total goods imports from Europe.

Top European Import Markets, 2023

Country	Imports (\$ millions)
Germany	832
Poland	802
Italy	327
United Kingdom	307
Sweden	285

Top Ten Imports from Europe, 2023 (\$ millions)



Sources: Bureau of Economic Analysis; U.S. Census Bureau; U.S. Department of Commerce; SelectUSA.