




Maine and Europe



Jobs

**24,200**Since 2012: +2,300
(+10.5%)European companies
account for
66%
of foreign affiliate jobs**Employment within Maine, 2022**

Country	Employment
Netherlands	17,500
Canada	8,300
United Kingdom	2,300
Germany	1,600
France	1,600

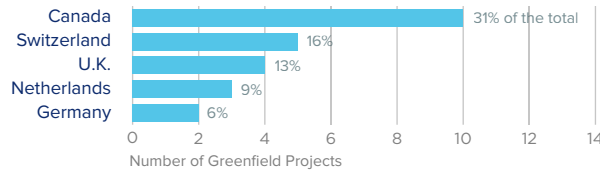
On a country basis, Dutch companies operating in Maine represented 48% of total foreign affiliate employment in Maine, with Dutch multinationals supporting approximately 17,200 more jobs in 2022 than in 2012.

*Netherlands employment data suppressed to avoid disclosure of individual company data. Range of 10,000 - 24,999 employees given.

Jobs directly supported by European investment. Total European-related jobs are likely to be higher, because these figures do not include jobs created by trade flows, indirect employment effects through distributors or suppliers, or via non-equity arrangements such as strategic alliances, joint ventures, or other deals.



Investment

Sources of Greenfield Foreign Direct Investment (FDI)**32**Greenfield Projects
(July 2014 - June 2024)

Number of projects does not directly translate to value of projects or jobs added. Greenfield FDI is investment in new assets. Greenfield projects listed on the right hand side are Greenfield projects in the state from all countries.



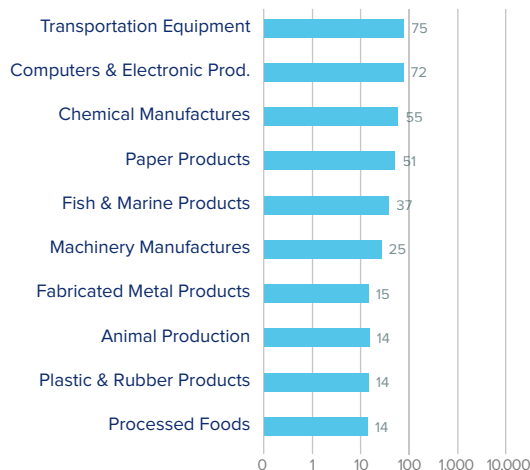
Trade

Maine Goods Exports to Europe, 2023**\$470.7 m**

Maine's top exports to Europe in 2023 included transportation equipment, computers & electronic products, chemicals, and paper products.

Top European Export Markets, 2023

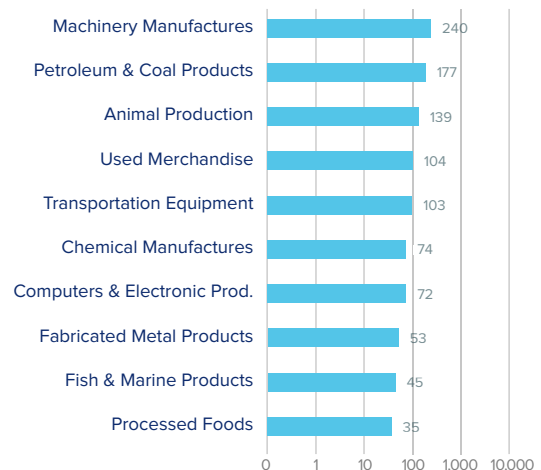
Country	Exports (\$ millions)
Netherlands	81
Germany	74
United Kingdom	53
Belgium	53
Italy	36

Top Ten Exports to Europe, 2023 (\$ millions)**Maine Goods Imports from Europe, 2023****\$1.2 bn**

Machinery manufactures represent nearly 20% of the state's total imports from Europe.

Top European Import Markets, 2023

Country	Imports (\$ millions)
Germany	234
Netherlands	157
Faroe Islands	145
France	127
United Kingdom	85

Top Ten Imports from Europe, 2023 (\$ millions)

Sources: Bureau of Economic Analysis; U.S. Census Bureau; U.S. Department of Commerce; SelectUSA.