



Kansas and Europe



Jobs



2012 2022

43,200

Since 2012: +8,600
(+24.9%)



European companies
account for
59%
of foreign affiliate jobs

Employment within Kansas, 2022

Country	Employment
Germany	10,100
Canada	9,000
United Kingdom	7,600
Switzerland	7,600
Japan	6,800

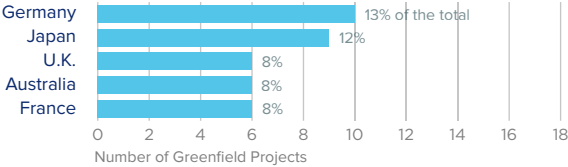
On a country basis, German companies operating in Kansas represented 14% of total foreign affiliate employment in Kansas, with German multinationals supporting approximately 4,200 more jobs in 2022 than in 2012.

Jobs directly supported by European investment. Total European-related jobs are likely to be higher, because these figures do not include jobs created by trade flows, indirect employment effects through distributors or suppliers, or via non-equity arrangements such as strategic alliances, joint ventures, or other deals.



Investment

Sources of Greenfield Foreign Direct Investment (FDI)



76

Greenfield Projects
(July 2014 - June 2024)

Number of projects does not directly translate to value of projects or jobs added. Greenfield FDI is investment in new assets. Greenfield projects listed on the right hand side are Greenfield projects in the state from all countries.



Trade

Kansas Goods Exports to Europe, 2023

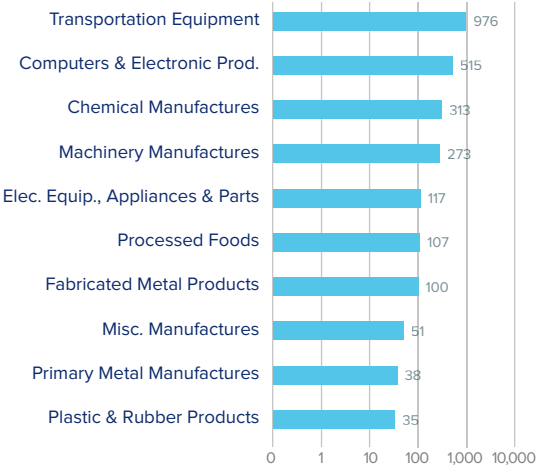
\$2.6 bn

The state's top exports to Europe in 2023 included transportation equipment and computers & electronic products.

Top European Export Markets, 2023

Country	Exports (\$ millions)
Germany	524
France	492
United Kingdom	404
Netherlands	187
Türkiye	175

Top Ten Exports to Europe, 2023 (\$ millions)



Kansas Goods Imports from Europe, 2023

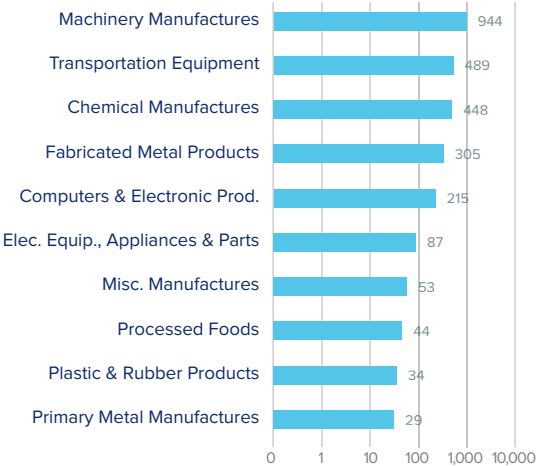
\$3.2 bn

Machinery alone made up nearly 30% of Kansas' total imports from Europe.

Top European Import Markets, 2023

Country	Imports (\$ millions)
Germany	1,027
Italy	493
United Kingdom	347
France	243
Türkiye	125

Top Ten Imports from Europe, 2023 (\$ millions)



Sources: Bureau of Economic Analysis; U.S. Census Bureau; U.S. Department of Commerce; SelectUSA.