



United Kingdom and the United States

United States in the United Kingdom

United Kingdom in the United States

1,391,100



1,259,700

Jobs directly supported by majority-owned bank and non-bank affiliates. Estimates for 2023. Total U.S.-related jobs are likely to be higher, because these figures do not include jobs created by trade flows, indirect employment effects through distributors or suppliers, or via non-equity arrangements such as strategic alliances, joint ventures, or other deals.

\$1.1 tn



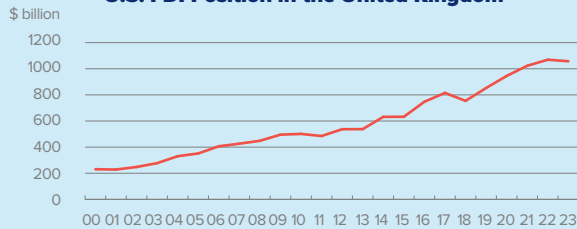
\$630.5 bn

Foreign Direct Investment (FDI), 2023

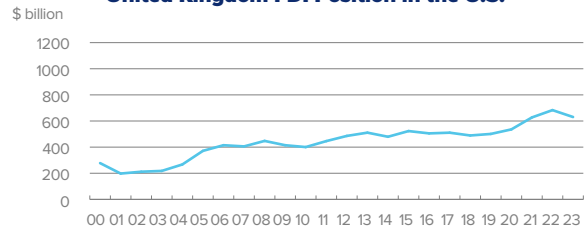
Foreign Direct Investment (FDI), 2023

In terms of the U.S.-UK investment balance, the U.S. had a larger cross-border impact in 2023. U.S. foreign direct investment in the United Kingdom totaled \$1.1 trillion in 2023, and the UK's foreign direct investment in the U.S. stood at \$630 billion. Sales of American and British affiliates in each other's markets exceeded \$1.5 trillion in 2022. According to estimates for 2023, U.S. affiliates employed over 1.3 million workers in the UK while UK affiliates employed over 1.2 million Americans. Value added by U.S. affiliates in the UK and by UK affiliates in the U.S. was similarly on par, adding \$190 billion and \$208 billion in value, respectively.

U.S. FDI Position in the United Kingdom



United Kingdom FDI Position in the U.S.



Foreign direct investment position, historic-cost basis, 2000-2023.

\$79.9 bn



\$68.1 bn

U.S. Goods Exports to the United Kingdom, 2024

U.S. Goods Imports from the United Kingdom, 2024

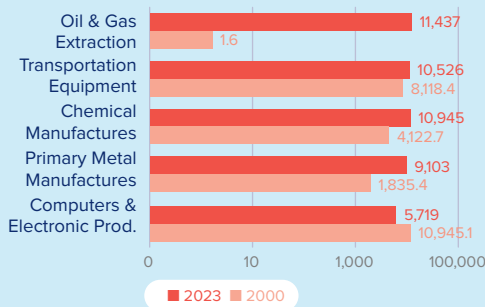
12.0% The U.S. supplied 12.0% of the United Kingdom's total imports...

19.4% ... but the U.S. share increases to 19.4% when trade with the EU is excluded from the total.

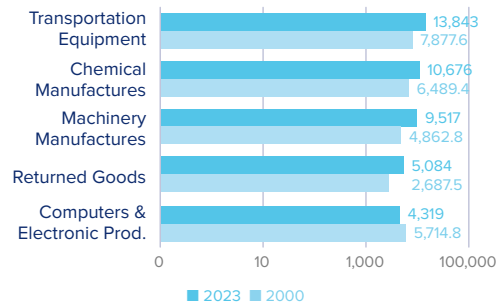
12.1% The U.S. received 12.1% of the total goods the United Kingdom exported to the world...

21.4% ... but the U.S. share increases to 21.4% when trade with the EU is excluded from the total.

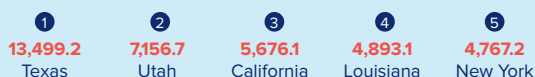
Top Five U.S. Goods Exports to the United Kingdom (2023, \$Millions)



Top Five U.S. Goods Imports from the United Kingdom (2023, \$Millions)



Top State Exporters of Goods to the United Kingdom (2023, \$Millions)



Top State Importers of Goods from the United Kingdom (2023, \$Millions)



\$90.8 bn



\$86.0 bn

U.S. Services Exports to the United Kingdom, 2023

U.S. Services Imports from the United Kingdom, 2023

Sources: Bureau of Economic Analysis; U.S. Commerce Department; International Monetary Fund; Office of Trade and Economic Analysis.