

# Türkiye and the United States

## United States in Türkiye

**57,570**



Jobs

## Türkiye in the United States

**6,834**

Jobs directly supported by majority-owned bank and non-bank affiliates. Estimates for 2023. Total U.S.-related jobs are likely to be higher, because these figures do not include jobs created by trade flows, indirect employment effects through distributors or suppliers, or via non-equity arrangements such as strategic alliances, joint ventures, or other deals.

**\$6.3 bn**



Investment

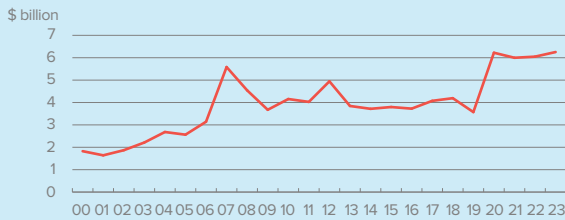
### Foreign Direct Investment (FDI), 2023

The investment balance favors Türkiye, with U.S. foreign direct investment in Türkiye at \$6.3 billion in 2023 versus Türkiye's \$2.2 billion of investment in the U.S. In 2022 affiliates of U.S. multinationals had sales of nearly \$27 billion in Türkiye compared to Türkiye's affiliate sales in the U.S. of only \$3.5 billion. U.S. affiliate employment in Türkiye remains near all-time highs.

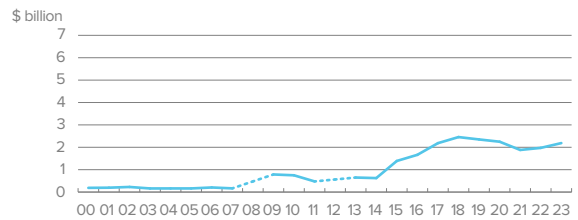
**\$2.2 bn**

### Foreign Direct Investment (FDI), 2023

#### U.S. FDI Position in Türkiye



#### Türkiye FDI Position in the U.S.



Foreign direct investment position, historic-cost basis, 2000-2023.

Note: Dotted line indicates that data has been suppressed for a particular year to avoid disclosure of individual company data.

**\$15.3 bn**



Trade in Goods

### U.S. Goods Exports to Türkiye, 2024

**4.2%** The U.S. supplied 4.2% of Türkiye's total imports...

**5.6%** ...but the U.S. share increases to 5.6% when trade with the EU and UK are excluded from the total.

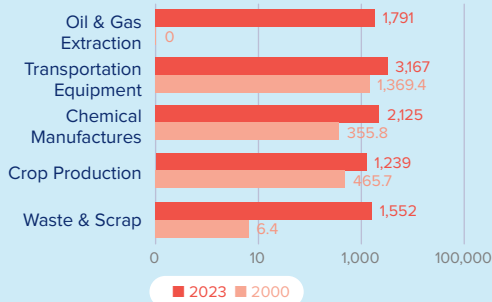
**\$16.7 bn**

### U.S. Goods Imports from Türkiye, 2024

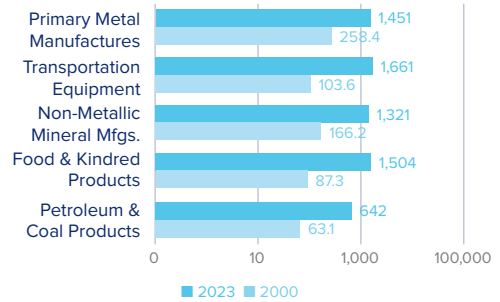
**6.6%** The U.S. received 6.6% of the total goods Türkiye exported to the world...

**11.2%** ...but the U.S. share increases to 11.2% when trade with the EU and UK are excluded from the total.

#### Top Five U.S. Goods Exports to Türkiye (2023, \$Millions)



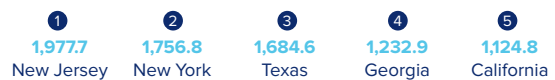
#### Top Five U.S. Goods Imports from Türkiye (2023, \$Millions)



#### Top State Exporters of Goods to Türkiye (2023, \$Millions)



#### Top State Importers of Goods from Türkiye (2023, \$Millions)



**\$4.7 bn**



Trade in Services

### U.S. Services Exports to Türkiye, 2023

**\$4.5 bn**

### U.S. Services Imports from Türkiye, 2023

Sources: Bureau of Economic Analysis; U.S. Commerce Department; International Monetary Fund; Office of Trade and Economic Analysis.