



Slovenia and the United States

United States in Slovenia

5,353



Slovenia in the United States

<500

Jobs directly supported by majority-owned bank and non-bank affiliates. Estimates for 2023. Total U.S.-related jobs are likely to be higher, because these figures do not include jobs created by trade flows, indirect employment effects through distributors or suppliers, or via non-equity arrangements such as strategic alliances, joint ventures, or other deals.

\$395 m

Foreign Direct Investment (FDI), 2023

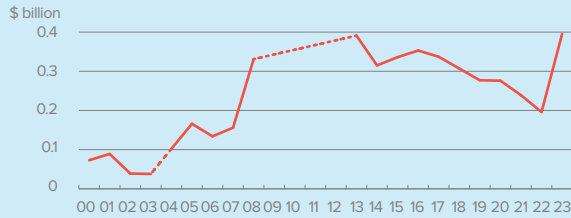


\$12 m

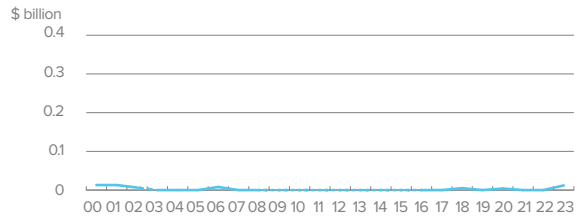
Foreign Direct Investment (FDI), 2023

U.S. foreign direct investment in Slovenia remains relatively low compared to other EU countries, but rose in 2023. Meanwhile, Slovenia's outward FDI stock in the U.S. only saw a small increase, with affiliates supporting fewer than 500 jobs. U.S. direct investment in Slovenia supported about 5,000 jobs in 2023, but has been relatively flat since 2004. U.S. foreign affiliate sales in Slovenia were nearly \$900 million in 2022, compared with \$6 million foreign affiliate sales earned by Slovenian firms in the U.S.

U.S. FDI Position in Slovenia



Slovenia FDI Position in the U.S.



Foreign direct investment position, historic-cost basis, 2000-2023.

Note: Dotted line indicates that data has been suppressed for a particular year to avoid disclosure of individual company data.

\$332 m

U.S. Goods Exports to Slovenia, 2024



0.6% The U.S. supplied 0.6% of Slovenia's total imports...

1.2% ...but the U.S. share increases to 1.2% when intra-EU trade is excluded from the total.

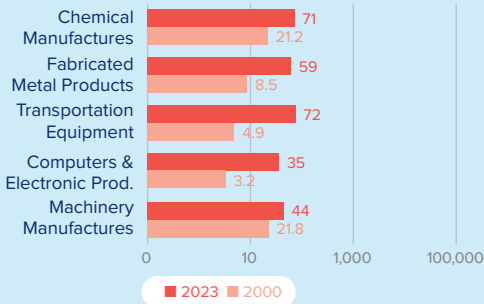
\$6.3 bn

U.S. Goods Imports from Slovenia, 2024

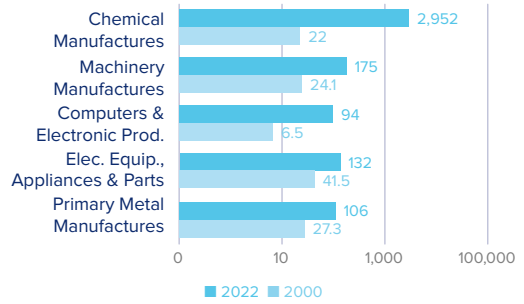
1.4% The U.S. received 1.4% of the total goods Slovenia exported to the world...

3.7% ...but the U.S. share increases to 3.7% when intra-EU trade is excluded from the total.

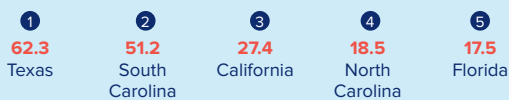
Top Five U.S. Goods Exports to Slovenia (2023, \$Millions)



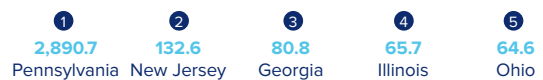
Top Five U.S. Goods Imports from Slovenia (2023, \$Millions)



Top State Exporters of Goods to Slovenia (2023, \$Millions)



Top State Importers of Goods from Slovenia (2023, \$Millions)



\$188 m

U.S. Services Exports to Slovenia, 2023



\$96 m

U.S. Services Imports from Slovenia, 2023

Sources: Bureau of Economic Analysis; U.S. Commerce Department; International Monetary Fund; Office of Trade and Economic Analysis; United Nations.