

Malta and the United States

United States in Malta

1,919



Jobs

Malta in the United States

1,836

Jobs directly supported by majority-owned bank and non-bank affiliates. Estimates for 2023. Total U.S.-related jobs are likely to be higher, because these figures do not include jobs created by trade flows, indirect employment effects through distributors or suppliers, or via non-equity arrangements such as strategic alliances, joint ventures, or other deals.

\$5.1 bn

Foreign Direct Investment (FDI), 2023

Despite the country's tiny population, hovering around 525,000 people, Malta has attracted a relatively large amount of foreign direct investment from the U.S. The investment position of the U.S. in Malta amounted to \$5.1 billion in 2023. In addition, American investment directly supported jobs for roughly 1,900 workers in Malta, according to 2023 estimates. Meanwhile, Malta's direct investment position in the U.S. has been declining, falling to \$1.7 billion in 2023.

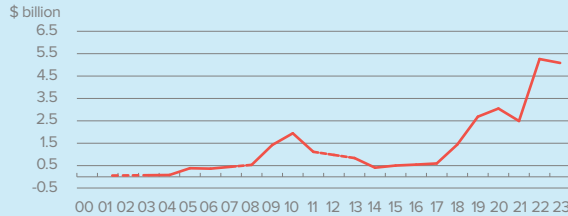


Investment

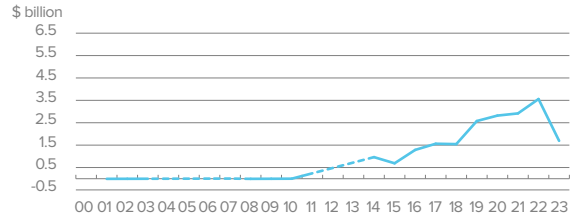
\$1.7 bn

Foreign Direct Investment (FDI), 2023

U.S. FDI Position in Malta



Malta FDI Position in the U.S.



Foreign direct investment position, historic-cost basis, 2000-2023.

Note: Dotted line indicates that data has been suppressed for a particular year to avoid disclosure of individual company data.

\$361 m

U.S. Goods Exports to Malta, 2024

2.5% The U.S. supplied 2.5% of Malta's total imports...

5.9% ...but the U.S. share increases to 5.9% when intra-EU trade is excluded from the total.



Trade in Goods

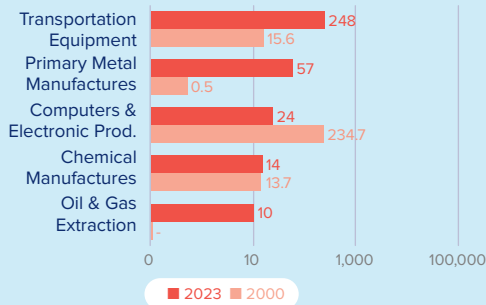
\$220 m

U.S. Goods Imports from Malta, 2024

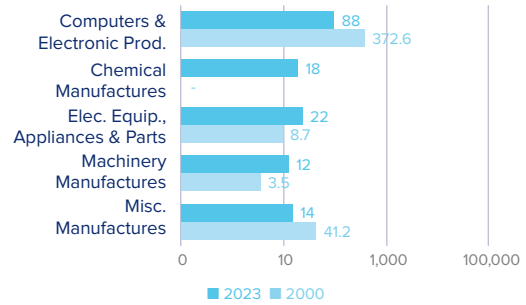
4.6% The U.S. received 4.6% of the total goods Malta exported to the world...

8.5% ...but the U.S. share increases to 8.5% when intra-EU trade is excluded from the total.

Top Five U.S. Goods Exports to Malta (2023, \$Millions)



Top Five U.S. Goods Imports from Malta (2023, \$Millions)



Top State Exporters of Goods to Malta (2023, \$Millions)



Top State Importers of Goods from Malta (2023, \$Millions)



\$417 m

U.S. Services Exports to Malta, 2023



Trade in Services

\$1.0 bn

U.S. Services Imports from Malta, 2023

Sources: Bureau of Economic Analysis; U.S. Commerce Department; International Monetary Fund; Office of Trade and Economic Analysis.