

Lithuania and the United States

United States in Lithuania

4,444



Jobs

Lithuania in the United States

<500

Jobs directly supported by majority-owned bank and non-bank affiliates. Estimates for 2023. Total U.S.-related jobs are likely to be higher, because these figures do not include jobs created by trade flows, indirect employment effects through distributors or suppliers, or via non-equity arrangements such as strategic alliances, joint ventures, or other deals.

\$256 m



Investment

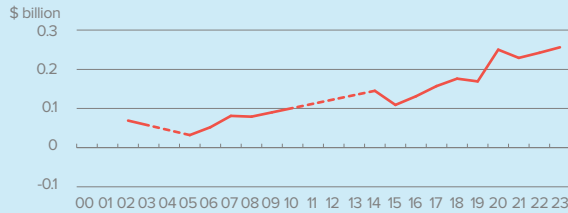
Foreign Direct Investment (FDI), 2023

\$60 m

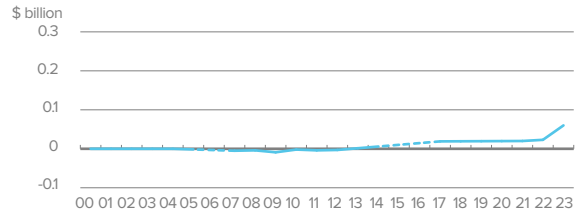
Foreign Direct Investment (FDI), 2023

The U.S. FDI position in Lithuania remains small, but has more than doubled since the start of the century. U.S. affiliate employment in Lithuania has also been rising, with jobs increasing from 2,200 in 2016 to an estimated 4,444 in 2023. U.S. foreign affiliate sales in Lithuania amounted to \$707 million in 2022, with real value added by U.S. affiliates coming in at around \$398 million.

U.S. FDI Position in Lithuania



Lithuania FDI Position in the U.S.



Foreign direct investment position, historic-cost basis, 2000-2023.

Note: Dotted line indicates that data has been suppressed for a particular year to avoid disclosure of individual company data.

\$1.9 bn



Trade in Goods

U.S. Goods Exports to Lithuania, 2024

7.5% The U.S. supplied 7.5% of Lithuania's total imports...

20.4% ...but the U.S. share increases to 20.4% when intra-EU trade is excluded from the total.

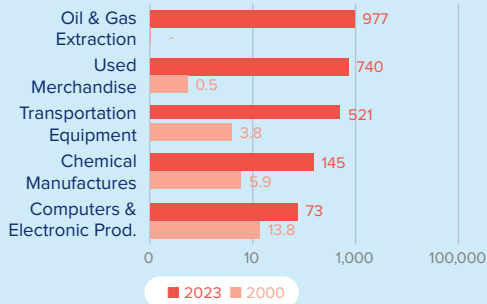
\$2.0 bn

U.S. Goods Imports from Lithuania, 2024

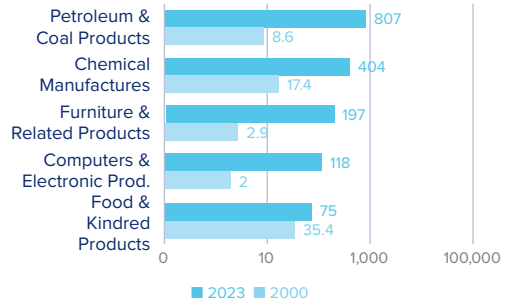
5.3% The U.S. received 5.3% of the total goods Lithuania exported to the world...

14.2% ...but the U.S. share increases to 14.2% when intra-EU trade is excluded from the total.

Top Five U.S. Goods Exports to Lithuania (2023, \$Millions)



Top Five U.S. Goods Imports from Lithuania (2023, \$Millions)



Top State Exporters of Goods to Lithuania (2023, \$Millions)



Top State Importers of Goods from Lithuania (2023, \$Millions)



\$314 m



Trade in Services

U.S. Services Exports to Lithuania, 2023

\$207 m

U.S. Services Imports from Lithuania, 2023

Sources: Bureau of Economic Analysis; U.S. Commerce Department; International Monetary Fund; Office of Trade and Economic Analysis; United Nations.