

Italy and the United States

United States in Italy

251,000



Jobs

Italy in the United States

104,900

Jobs directly supported by majority-owned bank and non-bank affiliates. Estimates for 2023. Total U.S.-related jobs are likely to be higher, because these figures do not include jobs created by trade flows, indirect employment effects through distributors or suppliers, or via non-equity arrangements such as strategic alliances, joint ventures, or other deals.

\$29.0 bn

Foreign Direct Investment (FDI), 2023

America's FDI position has risen gradually over the past 20 years, while Italian investment in the U.S. is now over six times more than it was in 2000. In 2022, Italy benefited more with regards to affiliate sales, value added and employment. For example, value added by U.S. affiliates in Italy was more than double the value added of Italian companies in the U.S. Also, affiliates of U.S.-owned companies supported over 140,000 more jobs in Italy than Italian multinationals supported in the U.S., according to 2023 estimates.

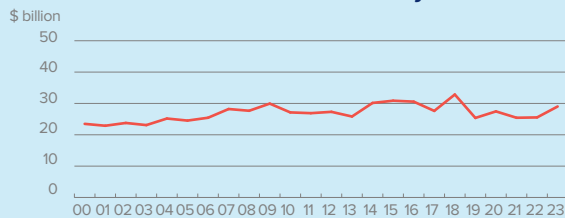


Investment

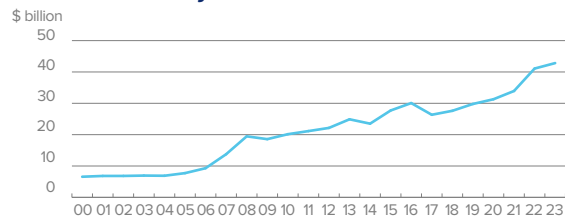
\$42.8 bn

Foreign Direct Investment (FDI), 2023

U.S. FDI Position in Italy



Italy FDI Position in the U.S.



Foreign direct investment position, historic-cost basis, 2000-2023.

\$32.4 bn

U.S. Goods Exports to Italy, 2024

3.8% The U.S. supplied 3.8% of Italy's total imports... **7.8%** ...but the U.S. share increases to 7.8% when intra-EU trade is excluded from the total.



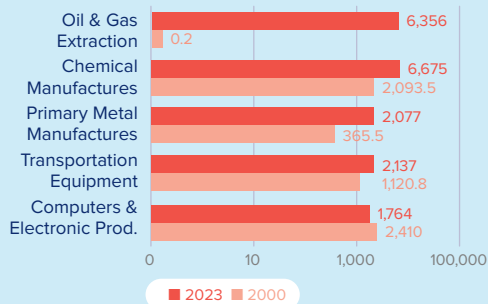
Trade in Goods

\$76.4 bn

U.S. Goods Imports from Italy, 2024

10.6% The U.S. received 10.6% of the total goods Italy exported to the world... **22.6%** ...but the U.S. share increases to 22.6% when intra-EU trade is excluded from the total.

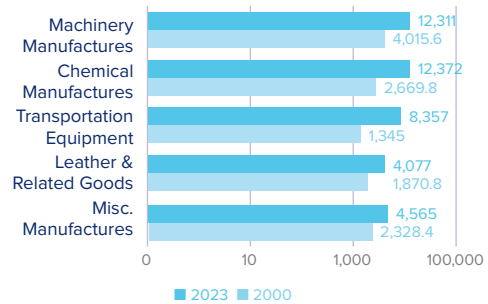
Top Five U.S. Goods Exports to Italy (2023, \$Millions)



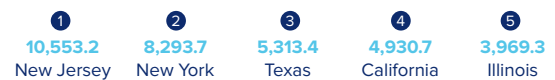
Top State Exporters of Goods to Italy (2023, \$Millions)



Top Five U.S. Goods Imports from Italy (2023, \$Millions)



Top State Importers of Goods from Italy (2023, \$Millions)



\$11.1 bn

U.S. Services Exports to Italy, 2023



Trade in Services

\$13.8 bn

U.S. Services Imports from Italy, 2023

Sources: Bureau of Economic Analysis; U.S. Commerce Department; International Monetary Fund; Office of Trade and Economic Analysis.