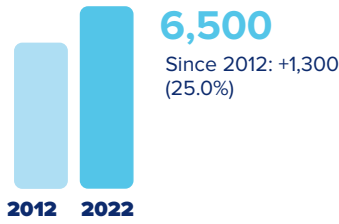


Wyoming and Europe



Employment within Wyoming, 2022

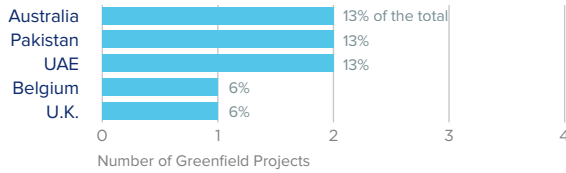
Country	Employment
United Kingdom	3,100
Canada	1,000
France	500
Japan	200
Switzerland	200

On a country basis, U.K. companies operating in Wyoming represented 27% of total foreign affiliate employment in Wyoming, with U.K. multinationals supporting approximately 800 more jobs in 2022 than in 2012.

Jobs directly supported by European investment. Total European-related jobs are likely to be higher, because these figures do not include jobs created by trade flows, indirect employment effects through distributors or suppliers, or via non-equity arrangements such as strategic alliances, joint ventures, or other deals.



Sources of Greenfield Foreign Direct Investment (FDI)



Number of projects does not directly translate to value of projects or jobs added. Greenfield FDI is investment in new assets. Greenfield projects listed on the right hand side are Greenfield projects in the state from all countries.



Wyoming Goods Exports to Europe, 2023

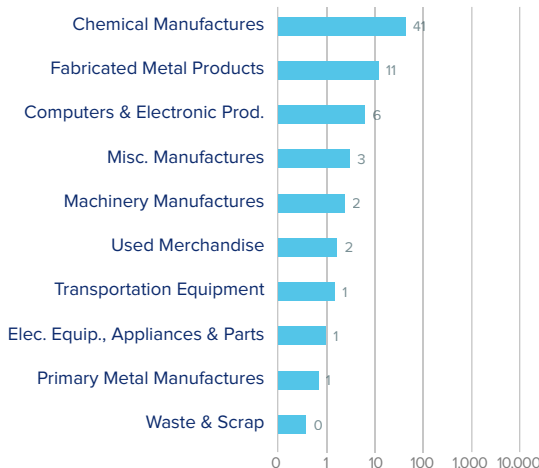
\$70.8 m

Chemicals accounted for nearly 60% of Wyoming's goods exports to Europe in 2023.

Top European Export Markets, 2023

Country	Exports (\$ millions)
United Kingdom	24
Germany	10
Belgium	6
France	5
Austria	4

Top Ten Exports to Europe, 2023 (\$ millions)



Wyoming Goods Imports from Europe, 2023

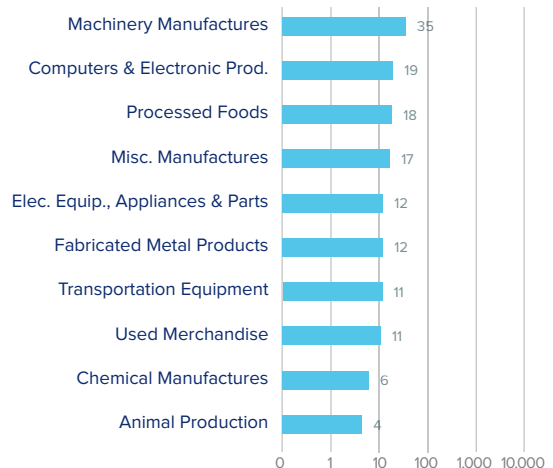
\$177.9 m

Imports from Europe are more diversified across machinery, computers & electronic products, processed foods, and more.

Top European Import Markets, 2023

Country	Imports (\$ millions)
Germany	44
Italy	21
United Kingdom	19
Türkiye	17
Monaco	10

Top Ten Imports from Europe, 2023 (\$ millions)



Sources: Bureau of Economic Analysis; U.S. Census Bureau; U.S. Department of Commerce; SelectUSA.