

Texas and Europe



Employment within Texas, 2022

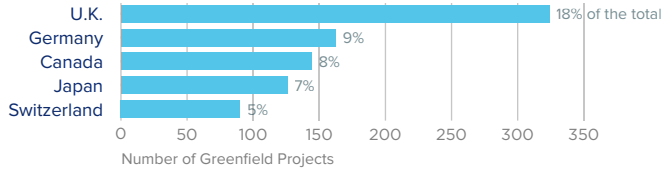
Country	Employment
United Kingdom	112,900
Japan	81,200
Canada	63,700
France	63,000
Germany	55,400

On a country basis, U.K. companies operating in Texas represented 16% of total foreign affiliate employment in Texas, with U.K. multinationals supporting approximately 17,100 more jobs in 2022 than in 2012.

Jobs directly supported by European investment. Total European-related jobs are likely to be higher, because these figures do not include jobs created by trade flows, indirect employment effects through distributors or suppliers, or via non-equity arrangements such as strategic alliances, joint ventures, or other deals.



Sources of Greenfield Foreign Direct Investment (FDI)



Number of projects does not directly translate to value of projects or jobs added. Greenfield FDI is investment in new assets. Greenfield projects listed on the right hand side are Greenfield projects in the state from all countries.



Texas Goods Exports to Europe, 2023

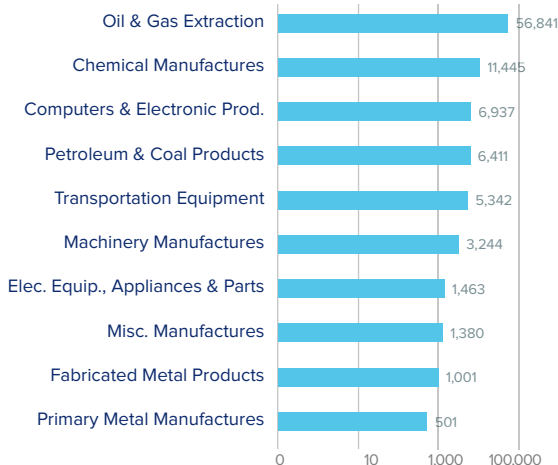
\$96.9 bn

Oil & gas account for 59% of total Texas goods exports to Europe.

Top European Export Markets, 2023

Country	Exports (\$ millions)
Netherlands	25,990
United Kingdom	13,499
France	8,285
Spain	8,108
Germany	8,009

Top Ten Exports to Europe, 2023 (\$ millions)



Texas Goods Imports from Europe, 2023

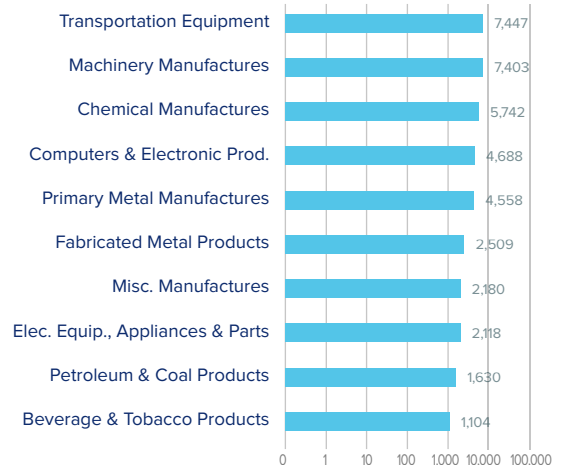
\$48.3 bn

Texas imports a diverse range of goods from Europe. Transportation equipment, machinery, and chemicals are the top three import products.

Top European Import Markets, 2023

Country	Imports (\$ millions)
Germany	10,817
United Kingdom	5,700
Italy	5,313
France	4,704
Ireland	3,805

Top Ten Imports from Europe, 2023 (\$ millions)



Sources: Bureau of Economic Analysis; U.S. Census Bureau; U.S. Department of Commerce; SelectUSA.