



## Oklahoma and Europe



Jobs



### Employment within Oklahoma, 2021

Country	Employment
France	9,200
United Kingdom	9,100
Japan	5,900
Canada	5,500
Germany	4,800

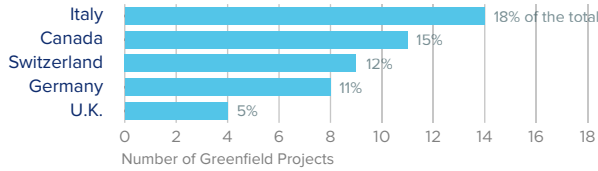
On a country basis, French companies operating in Oklahoma represented 14% of total foreign affiliate employment in Oklahoma, with French multinationals supporting approximately 2,900 more jobs in 2022 than in 2012.

Jobs directly supported by European investment. Total European-related jobs are likely to be higher, because these figures do not include jobs created by trade flows, indirect employment effects through distributors or suppliers, or via non-equity arrangements such as strategic alliances, joint ventures, or other deals.



Investment

### Sources of Greenfield Foreign Direct Investment (FDI)



Number of projects does not directly translate to value of projects or jobs added. Greenfield FDI is investment in new assets. Greenfield projects listed on the right hand side are Greenfield projects in the state from all countries.



Trade

### Oklahoma Goods Exports to Europe, 2023

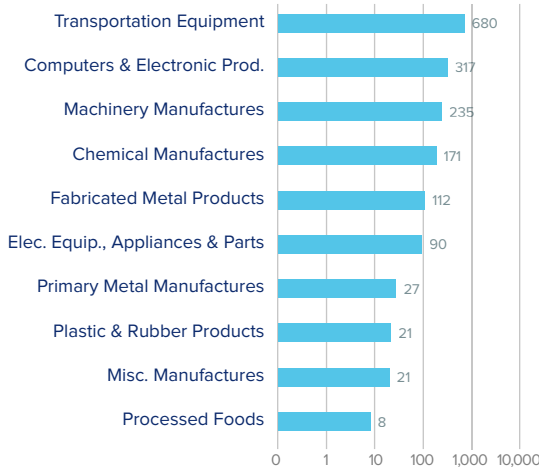
**\$1.7 bn**

Transportation equipment accounted for nearly 40% of goods exports to Europe, followed by computers & electronic products and machinery.

#### Top European Export Markets, 2023

Country	Exports (\$ millions)
Germany	594
Netherlands	322
United Kingdom	210
Norway	168
France	114

#### Top Ten Exports to Europe, 2023 (\$ millions)



### Oklahoma Goods Imports from Europe, 2023

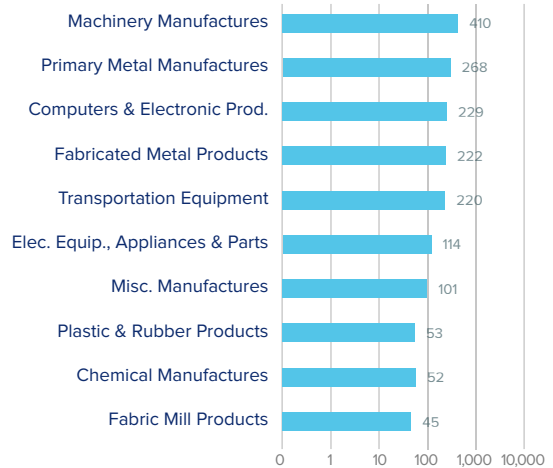
**\$2.4 bn**

Machinery, primary metal manufactures, and computers & electronic products were Oklahoma's top three imports from Europe.

#### Top European Import Markets, 2023

Country	Imports (\$ millions)
Germany	515
France	272
United Kingdom	226
Italy	185
Austria	163

#### Top Ten Imports from Europe, 2023 (\$ millions)



Sources: Bureau of Economic Analysis; Foreign Trade Division, U.S. Census Bureau; U.S. Department of Commerce; SelectUSA.