

New York and Europe



Employment within New York, 2022

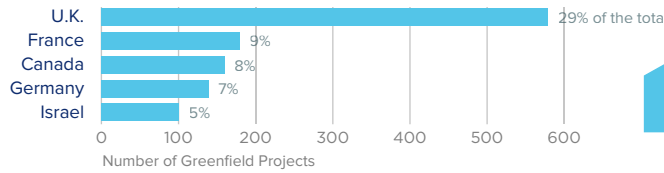
Country	Employment
United Kingdom	110,900
France	63,400
Canada	50,300
Germany	50,200
Japan	45,000

On a country basis, U.K. companies operating in New York represented 20% of total foreign affiliate employment in New York, with U.K. multinationals supporting approximately 22,000 more jobs in 2022 than in 2012.

Jobs directly supported by European investment. Total European-related jobs are likely to be higher, because these figures do not include jobs created by trade flows, indirect employment effects through distributors or suppliers, or via non-equity arrangements such as strategic alliances, joint ventures, or other deals.



Sources of Greenfield Foreign Direct Investment (FDI)



Number of projects does not directly translate to value of projects or jobs added. Greenfield FDI is investment in new assets. Greenfield projects listed on the right hand side are Greenfield projects in the state from all countries.



New York Goods Exports to Europe, 2023

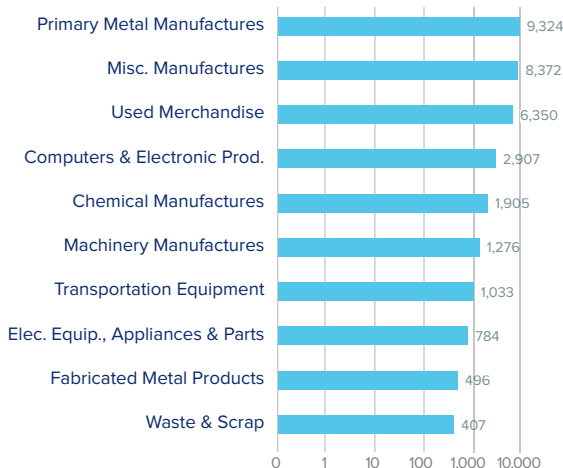
\$34.6 bn

Top merchandise exports to Europe included primary metal manufactures and miscellaneous manufactures.

Top European Export Markets, 2023

Country	Exports (\$ millions)
Switzerland	13,686
United Kingdom	4,767
Germany	4,105
France	2,862
Belgium	2,604

Top Ten Exports to Europe, 2023 (\$ millions)



New York Goods Imports from Europe, 2023

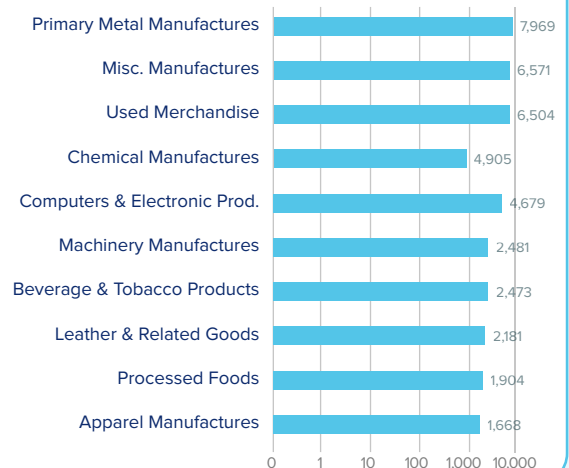
\$52.7 bn

New York imported a range of products from Europe in 2023, led by primary metal manufactures, miscellaneous manufactures, used merchandise, and chemicals.

Top European Import Markets, 2023

Country	Imports (\$ millions)
Switzerland	11,961
France	8,864
Italy	8,294
Germany	4,732
United Kingdom	4,655

Top Ten Imports from Europe, 2023 (\$ millions)



Sources: Bureau of Economic Analysis; U.S. Census Bureau; U.S. Department of Commerce; SelectUSA.