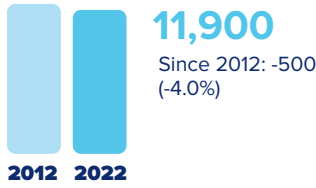


New Mexico and Europe



Employment within New Mexico, 2022

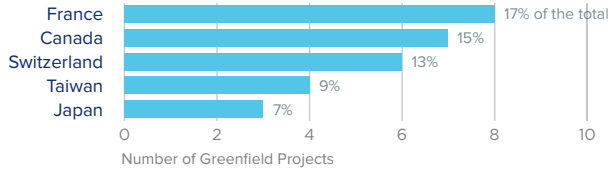
Country	Employment
Canada	3,400
United Kingdom	3,300
Germany	3,000
Japan	2,000
France	1,500

On a country basis, U.K. companies operating in New Mexico represented 16% of total foreign affiliate employment in New Mexico, with U.K. multinationals supporting approximately 100 fewer jobs in 2022 than in 2012.

Jobs directly supported by European investment. Total European-related jobs are likely to be higher, because these figures do not include jobs created by trade flows, indirect employment effects through distributors or suppliers, or via non-equity arrangements such as strategic alliances, joint ventures, or other deals.



Sources of Greenfield Foreign Direct Investment (FDI)



Number of projects does not directly translate to value of projects or jobs added. Greenfield FDI is investment in new assets. Greenfield projects listed on the right hand side are Greenfield projects in the state from all countries.



New Mexico Goods Exports to Europe, 2023

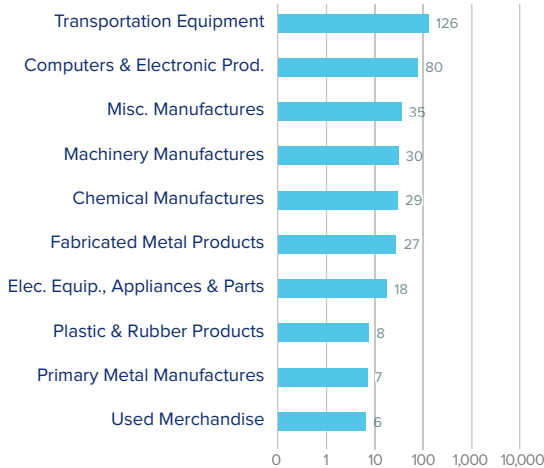
\$382.9 m

New Mexico's exports to Europe remained relatively small in 2023, with about one-third of exports being transportation equipment.

Top European Export Markets, 2023

Country	Exports (\$ millions)
United Kingdom	76
Germany	46
France	46
Poland	44
Romania	30

Top Ten Exports to Europe, 2023 (\$ millions)



New Mexico Goods Imports from Europe, 2023

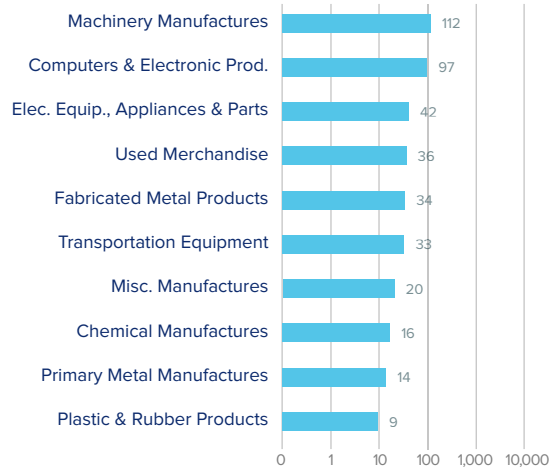
\$464.2 m

Machinery was the top import from Europe for the state, followed by computers & electronic products.

Top European Import Markets, 2023

Country	Imports (\$ millions)
Germany	128
United Kingdom	67
France	54
Italy	35
Czech Republic	31

Top Ten Imports from Europe, 2023 (\$ millions)



Sources: Bureau of Economic Analysis; U.S. Census Bureau; U.S. Department of Commerce; SelectUSA.