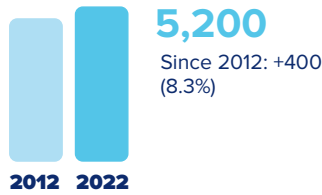


Montana and Europe



Employment within Montana, 2022

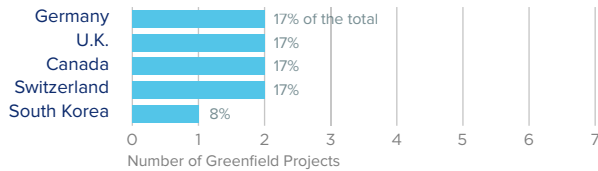
Country	Employment
United Kingdom	1,800
Canada	1,600
France	1,000
Japan	600
Germany	500

On a country basis, U.K. companies operating in Montana represented 17% of total foreign affiliate employment in Montana, with U.K. multinationals supporting approximately 500 fewer jobs in 2022 than in 2012.

Jobs directly supported by European investment. Total European-related jobs are likely to be higher, because these figures do not include jobs created by trade flows, indirect employment effects through distributors or suppliers, or via non-equity arrangements such as strategic alliances, joint ventures, or other deals.



Sources of Greenfield Foreign Direct Investment (FDI)



Number of projects does not directly translate to value of projects or jobs added. Greenfield FDI is investment in new assets. Greenfield projects listed on the right hand side are Greenfield projects in the state from all countries.



Montana Goods Exports to Europe, 2023

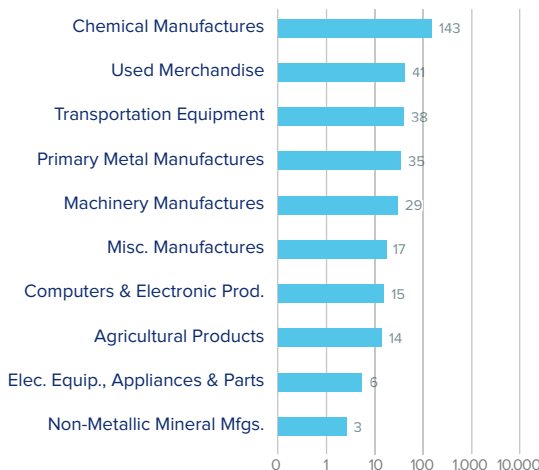
\$348.1 m

Top exports to Europe included chemicals, used merchandise, and transportation equipment.

Top European Export Markets, 2023

Country	Exports (\$ millions)
Belgium	71
United Kingdom	58
Denmark	35
Türkiye	32
Netherlands	26

Top Ten Exports to Europe, 2023 (\$ millions)



Montana Goods Imports from Europe, 2023

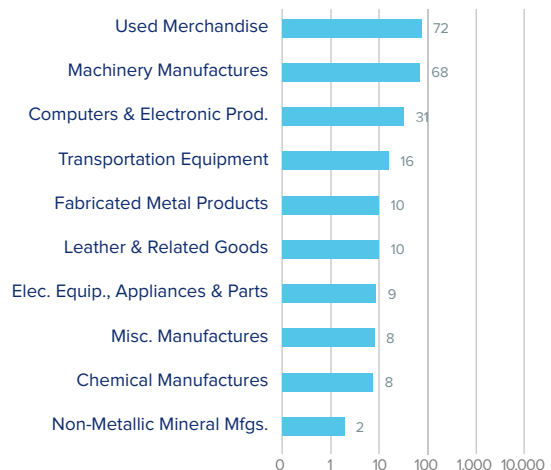
\$285.7 m

Used merchandise, machinery, and computers & electronic products were the state's top three goods imports from Europe in 2023.

Top European Import Markets, 2023

Country	Imports (\$ millions)
Germany	70
Italy	57
Netherlands	39
United Kingdom	32
France	24

Top Ten Imports from Europe, 2023 (\$ millions)



Sources: Bureau of Economic Analysis; U.S. Census Bureau; U.S. Department of Commerce; SelectUSA.