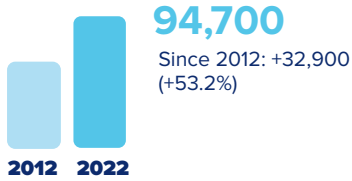


Minnesota and Europe



Employment within Minnesota, 2022

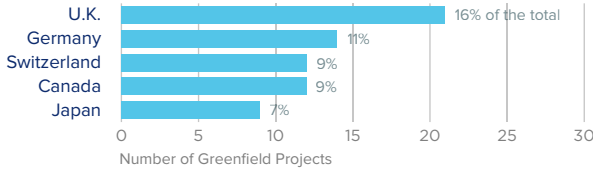
Country	Employment
Canada	28,000
United Kingdom	16,100
Germany	15,500
Japan	13,400
France	10,200

On a country basis, U.K. companies operating in Minnesota represented 10% of total foreign affiliate employment in Minnesota, with U.K. multinationals supporting approximately 1,800 fewer jobs in 2022 than in 2012.

Jobs directly supported by European investment. Total European-related jobs are likely to be higher, because these figures do not include jobs created by trade flows, indirect employment effects through distributors or suppliers, or via non-equity arrangements such as strategic alliances, joint ventures, or other deals.



Sources of Greenfield Foreign Direct Investment (FDI)



Number of projects does not directly translate to value of projects or jobs added. Greenfield FDI is investment in new assets. Greenfield projects listed on the right hand side are Greenfield projects in the state from all countries.



Minnesota Goods Exports to Europe, 2023

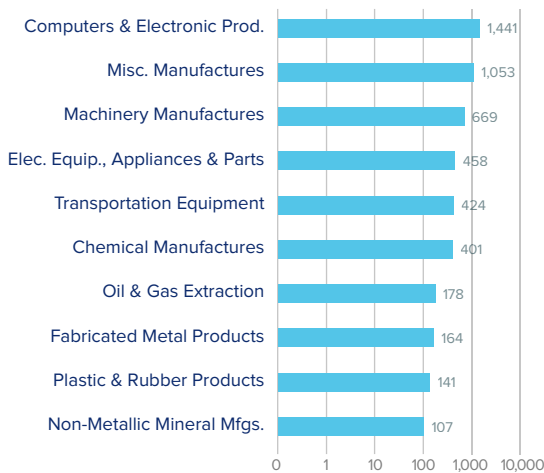
\$5.4 bn

Computers & electronic products accounted for more than a quarter of Minnesota's exports to Europe in 2023.

Top European Export Markets, 2023

Country	Exports (\$ millions)
Germany	884
Belgium	712
Netherlands	699
Ireland	688
United Kingdom	509

Top Ten Exports to Europe, 2023 (\$ millions)



Minnesota Goods Imports from Europe, 2023

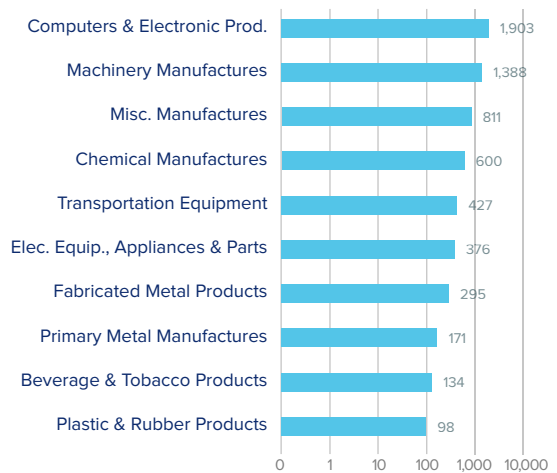
\$6.9 bn

Computers & electronic products also registered as the state's top merchandise import from Europe.

Top European Import Markets, 2023

Country	Imports (\$ millions)
Germany	1,641
Ireland	1,462
Italy	638
United Kingdom	595
France	361

Top Ten Imports from Europe, 2023 (\$ millions)



Sources: Bureau of Economic Analysis; U.S. Census Bureau; U.S. Department of Commerce; SelectUSA.