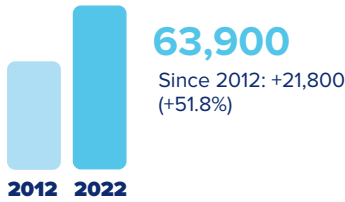


# Kentucky and Europe



## Employment within Kentucky, 2022

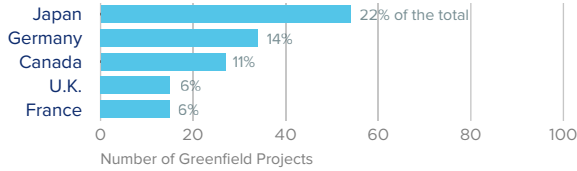
Country	Employment
Japan	45,700
Germany	16,800
Canada	11,400
France	11,100
United Kingdom	9,700

On a country basis, German companies operating in Kentucky represented 11% of total foreign affiliate employment in Kentucky, with German multinationals supporting approximately 7,900 more jobs in 2022 than in 2012.

Jobs directly supported by European investment. Total European-related jobs are likely to be higher, because these figures do not include jobs created by trade flows, indirect employment effects through distributors or suppliers, or via non-equity arrangements such as strategic alliances, joint ventures, or other deals.



## Sources of Greenfield Foreign Direct Investment (FDI)



Number of projects does not directly translate to value of projects or jobs added. Greenfield FDI is investment in new assets. Greenfield projects listed on the right hand side are Greenfield projects in the state from all countries.



## Kentucky Goods Exports to Europe, 2023

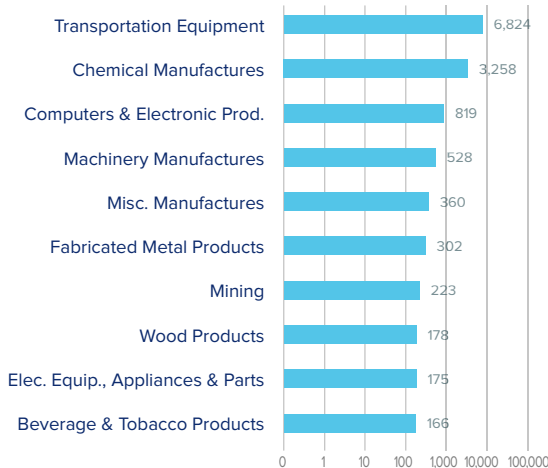
**\$13.2 bn**

Transportation equipment accounted for 52% of Kentucky's total exports to Europe.

### Top European Export Markets, 2023

Country	Exports (\$ millions)
United Kingdom	3,844
France	3,670
Netherlands	1,479
Austria	1,346
Germany	1,140

### Top Ten Exports to Europe, 2023 (\$ millions)



## Kentucky Goods Imports from Europe, 2023

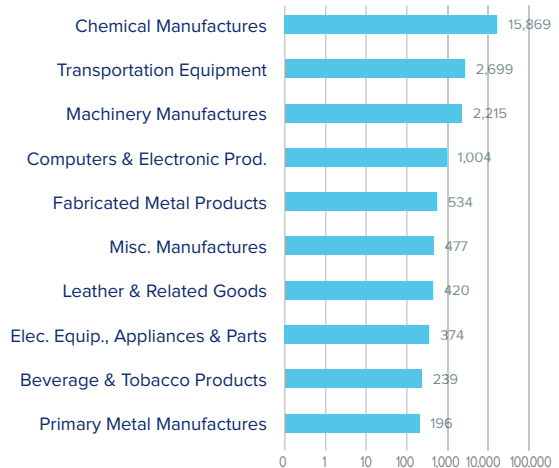
**\$27.4 bn**

The state's largest imports from Europe include chemicals, transportation equipment, and machinery.

### Top European Import Markets, 2023

Country	Imports (\$ millions)
Ireland	5,196
Germany	4,123
Netherlands	3,158
Italy	2,634
Belgium	2,535

### Top Ten Imports from Europe, 2023 (\$ millions)



Sources: Bureau of Economic Analysis; U.S. Census Bureau; U.S. Department of Commerce; SelectUSA.