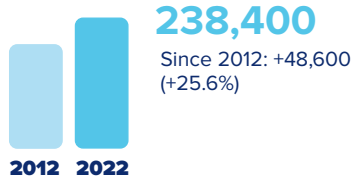


 **Illinois and Europe**



Employment within Illinois, 2022

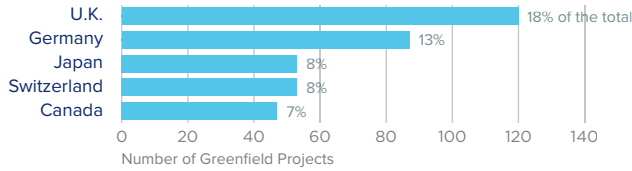
Country	Employment
United Kingdom	54,700
Japan	45,200
Germany	43,100
Canada	39,700
France	36,700

On a country basis, U.K. companies operating in Illinois represented 14% of total foreign affiliate employment in Illinois, with U.K. multinationals supporting approximately 3,800 fewer jobs in 2022 than in 2012.

Jobs directly supported by European investment. Total European-related jobs are likely to be higher, because these figures do not include jobs created by trade flows, indirect employment effects through distributors or suppliers, or via non-equity arrangements such as strategic alliances, joint ventures, or other deals.



Sources of Greenfield Foreign Direct Investment (FDI)



Number of projects does not directly translate to value of projects or jobs added. Greenfield FDI is investment in new assets. Greenfield projects listed on the right hand side are Greenfield projects in the state from all countries.



Illinois Goods Exports to Europe, 2023

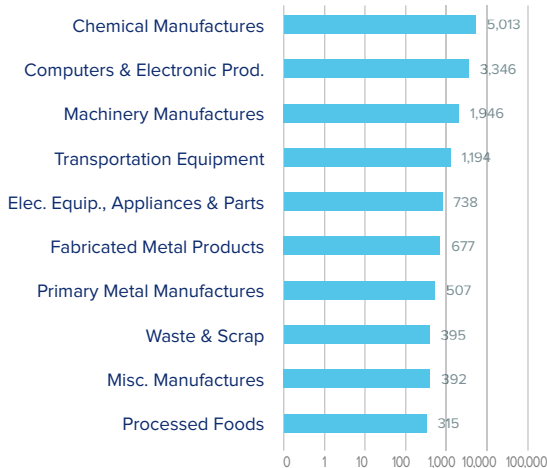
\$16.1 bn

Chemicals and computers & electronic products were Illinois' top exports to Europe in 2023, followed by machinery and transportation equipment.

Top European Export Markets, 2023

Country	Exports (\$ millions)
Germany	4,490
United Kingdom	2,689
Netherlands	2,425
France	1,236
Belgium	1,000

Top Ten Exports to Europe, 2023 (\$ millions)



Illinois Goods Imports from Europe, 2023

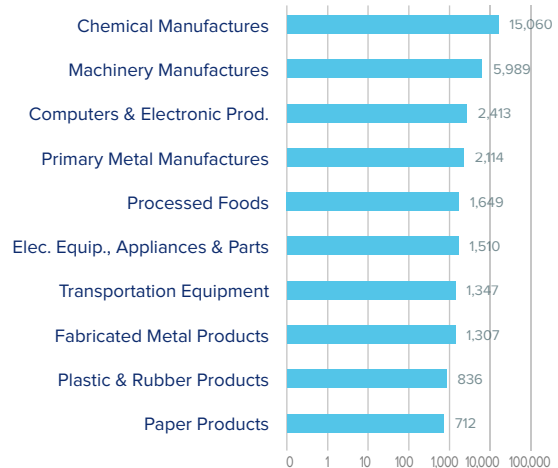
\$42.9 bn

Chemicals, machinery and computers & electronic products were the state's top imports from Europe.

Top European Import Markets, 2023

Country	Imports (\$ millions)
Germany	12,259
Netherlands	5,296
Italy	3,969
Ireland	3,904
United Kingdom	2,901

Top Ten Imports from Europe, 2023 (\$ millions)



Sources: Bureau of Economic Analysis; U.S. Census Bureau; U.S. Department of Commerce; SelectUSA.