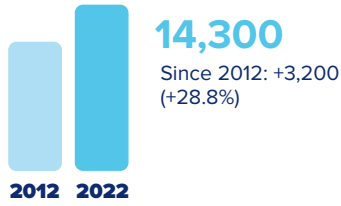


Idaho and Europe



Employment within Idaho, 2022

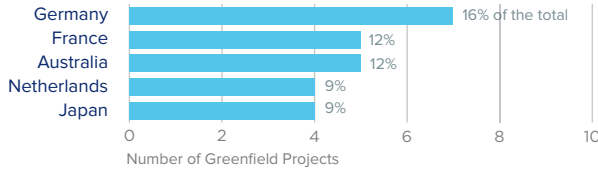
Country	Employment
Canada	3,600
United Kingdom	3,600
Germany	3,000
France	2,500
Japan	1,300

On a country basis, U.K. companies operating in Idaho represented 17% of total foreign affiliate employment in Idaho, with U.K. multinationals supporting approximately 1,300 more jobs in 2022 than in 2012.

Jobs directly supported by European investment. Total European-related jobs are likely to be higher, because these figures do not include jobs created by trade flows, indirect employment effects through distributors or suppliers, or via non-equity arrangements such as strategic alliances, joint ventures, or other deals.



Sources of Greenfield Foreign Direct Investment (FDI)



Number of projects does not directly translate to value of projects or jobs added. Greenfield FDI is investment in new assets. Greenfield projects listed on the right hand side are Greenfield projects in the state from all countries.



Idaho Goods Exports to Europe, 2023

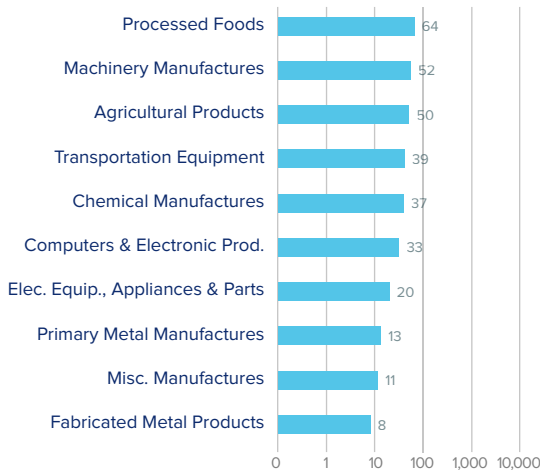
\$339.0 m

Idaho's top export products to Europe included processed foods, machinery, and agricultural products.

Top European Export Markets, 2023

Country	Exports (\$ millions)
Netherlands	87
United Kingdom	56
Denmark	36
Germany	28
Ireland	23

Top Ten Exports to Europe, 2023 (\$ millions)



Idaho Goods Imports from Europe, 2023

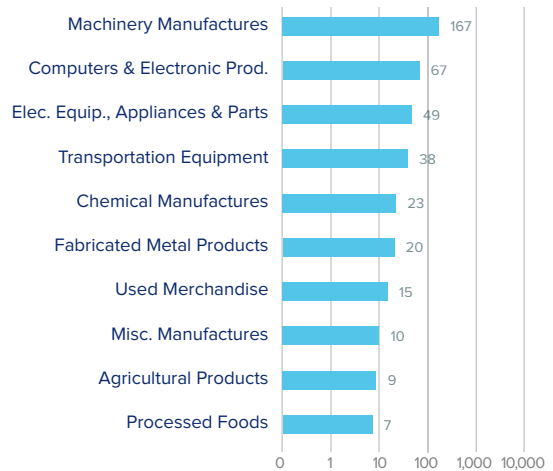
\$450.9 m

Together, machinery and computers & electronic products represented more than half of the state's total imports from Europe.

Top European Import Markets, 2023

Country	Imports (\$ millions)
Germany	104
Italy	62
Netherlands	55
United Kingdom	37
France	35

Top Ten Imports from Europe, 2023 (\$ millions)



Sources: Bureau of Economic Analysis; U.S. Census Bureau; U.S. Department of Commerce; SelectUSA.