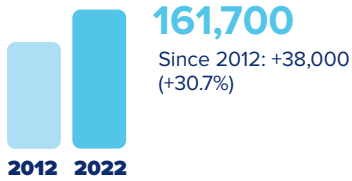


Georgia and Europe



Employment within Georgia, 2022

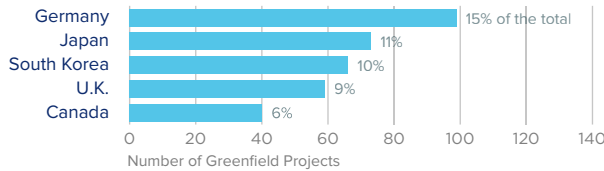
Country	Employment
Japan	36,600
Canada	35,100
Germany	34,300
United Kingdom	33,400
France	25,300

On a country basis, German companies operating in Georgia represented 12% of total foreign affiliate employment in Georgia, with German multinationals supporting approximately 11,400 more jobs in 2022 than in 2012.

Jobs directly supported by European investment. Total European-related jobs are likely to be higher, because these figures do not include jobs created by trade flows, indirect employment effects through distributors or suppliers, or via non-equity arrangements such as strategic alliances, joint ventures, or other deals.



Sources of Greenfield Foreign Direct Investment (FDI)



Number of projects does not directly translate to value of projects or jobs added. Greenfield FDI is investment in new assets. Greenfield projects listed on the right hand side are Greenfield projects in the state from all countries.



Georgia Goods Exports to Europe, 2023

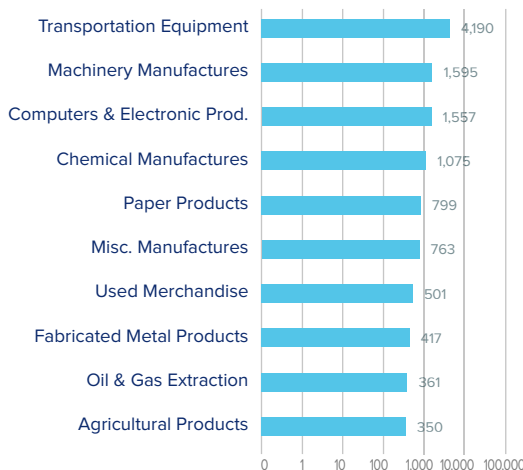
\$13.1 bn

About 32% of Georgia's exports to Europe consisted of transportation equipment in 2023.

Top European Export Markets, 2023

Country	Exports (\$ millions)
Germany	2,650
Netherlands	1,798
Belgium	1,545
Poland	1,173
United Kingdom	1,161

Top Ten Exports to Europe, 2023 (\$ millions)



Georgia Goods Imports from Europe, 2023

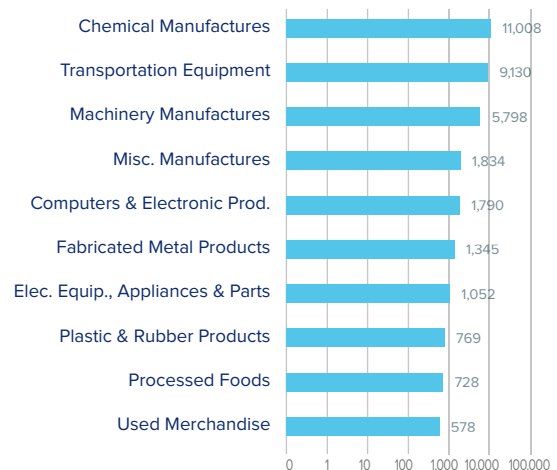
\$38.1 bn

Chemicals, transportation equipment, and machinery manufactures were the top product imports from Europe in 2023.

Top European Import Markets, 2023

Country	Imports (\$ millions)
Germany	10,342
Ireland	5,338
United Kingdom	4,457
France	3,084
Italy	2,854

Top Ten Imports from Europe, 2023 (\$ millions)



Sources: Bureau of Economic Analysis; U.S. Census Bureau; U.S. Department of Commerce; SelectUSA.