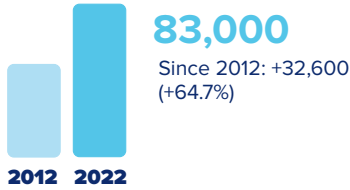


## Arizona and Europe



### Employment within Arizona, 2022

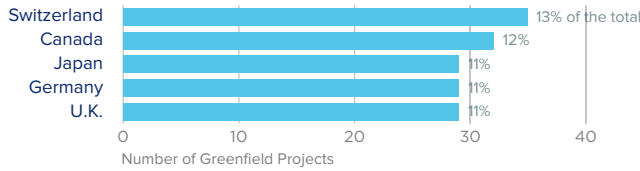
Country	Employment
United Kingdom	25,700
Canada	24,700
Japan	12,200
France	11,100
Germany	11,000

On a country basis, U.K. companies operating in Arizona represented 18% of total foreign affiliate employment in Arizona, with U.K. multinationals supporting approximately 12,000 more jobs in 2022 than in 2012.

Jobs directly supported by European investment. Total European-related jobs are likely to be higher, because these figures do not include jobs created by trade flows, indirect employment effects through distributors or suppliers, or via non-equity arrangements such as strategic alliances, joint ventures, or other deals.



### Sources of Greenfield Foreign Direct Investment (FDI)



Number of projects does not directly translate to value of projects or jobs added. Greenfield FDI is investment in new assets. Greenfield projects listed on the right hand side are Greenfield projects in the state from all countries.



### Arizona Goods Exports to Europe, 2023

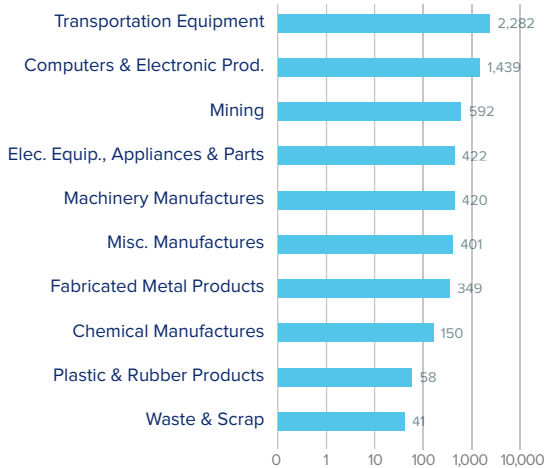
**\$6.5 bn**

About 57% state's exports to Europe consists of transportation equipment and computers & electronic products.

#### Top European Export Markets, 2023

Country	Exports (\$ millions)
Netherlands	1,662
United Kingdom	1,372
Germany	743
France	525
Ireland	436

#### Top Ten Exports to Europe, 2023 (\$ millions)



### Arizona Goods Imports from Europe, 2023

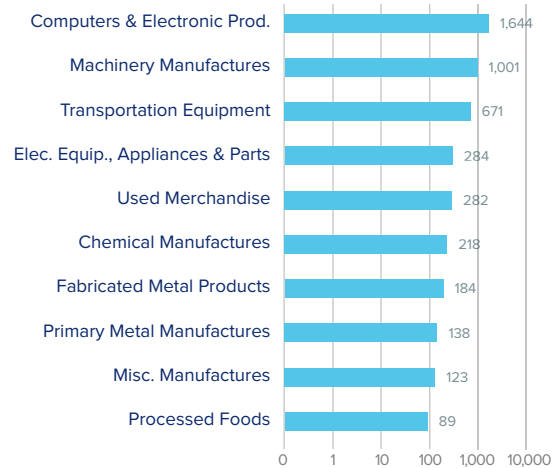
**\$5.8 bn**

Arizona's largest merchandise imports from Europe in 2023 were computers & electronic products and machinery manufacturers.

#### Top European Import Markets, 2023

Country	Imports (\$ millions)
Germany	1,325
Italy	666
United Kingdom	656
France	612
Spain	564

#### Top Ten Imports from Europe, 2023 (\$ millions)



Sources: Bureau of Economic Analysis; U.S. Census Bureau; U.S. Department of Commerce; SelectUSA.