

Belgium and the United States

United States in Belgium

118,600



Belgium in the United States

82,400

Jobs directly supported by majority-owned bank and non-bank affiliates. Estimates for 2023. Total U.S.-related jobs are likely to be higher, because these figures do not include jobs created by trade flows, indirect employment effects through distributors or suppliers, or via non-equity arrangements such as strategic alliances, joint ventures, or other deals.

\$66.5 bn

Foreign Direct Investment (FDI), 2023

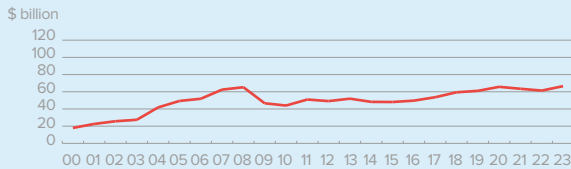


\$73.5 bn

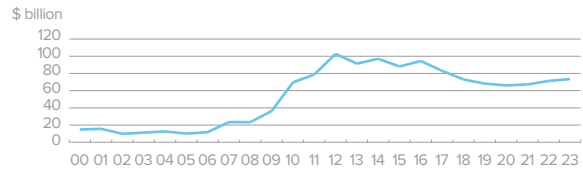
Foreign Direct Investment (FDI), 2023

U.S. direct investments in Belgium are heavily concentrated in the manufacturing sector, which makes up 47% of U.S. FDI in Belgium. Meanwhile, the manufacturing sector accounts for 84% of Belgium's FDI stock in the U.S. Foreign affiliate employment by U.S. companies in Belgium exceeded Belgian companies' employment in the U.S. in 2023. Value added by U.S. affiliates in Belgium was an estimated \$32 billion in 2022 compared to \$4 billion in value added by Belgian affiliates in the U.S.

U.S. FDI Position in Belgium



Belgium FDI Position in the U.S.



Foreign direct investment position, historic-cost basis, 2000-2023.

\$34.2 bn

U.S. Goods Exports to Belgium, 2024



6.0% The U.S. supplied 6.0% of Belgium's total imports...

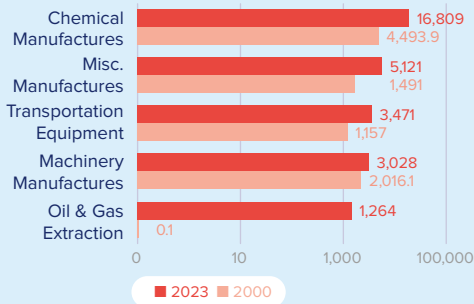
14.4% ...but the U.S. share increases to 14.4% when intra-EU trade is excluded from the total.

U.S. Goods Imports from Belgium, 2024

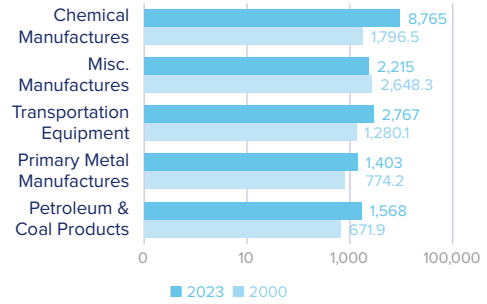
5.9% The U.S. received 5.9% of the total goods Belgium exported to the world...

18.7% ...but the U.S. share increases to 18.7% when intra-EU trade is excluded from the total.

Top Five U.S. Goods Exports to Belgium (2023, \$Millions)



Top Five U.S. Goods Imports from Belgium (2023, \$Millions)



Top State Exporters of Goods to Belgium (2023, \$Millions)



Top State Importers of Goods from Belgium (2023, \$Millions)



\$6.1 bn

U.S. Services Exports to Belgium, 2023



\$5.8 bn

U.S. Services Imports from Belgium, 2023

Sources: Bureau of Economic Analysis; U.S. Commerce Department; International Monetary Fund; Office of Trade and Economic Analysis.